

# GRACEFUL HEARTH MOVING TIPS



## 1. DECLUTTER BEFORE YOU PACK

Don't waste time or money moving what you don't love. Donate/sell to make some extra cash.

## 2. LABEL PRIORITY ROOMS

Label boxes with both the **room** and urgency. IE: "Kitchen - unpack first," or "Kid's room - first"



## 3. COLOR-CODE WITH STICKERS OR TAPE

Assign each room a color. Add colored tap or stickers to boxes for quick unloading. IE: Green for Kitchen or Pink for girl's room.



## 4. PACK ESSENTIALS BIN

Include towels, scissors, light bulbs, toilet paper, charges, meds, can opener... you'll thank yourself later.

## 5. TAKE PHOTOS OF ELECTRONIC SET-UP

Snap pics of the back of your TV / Computer **before** unplugging them.



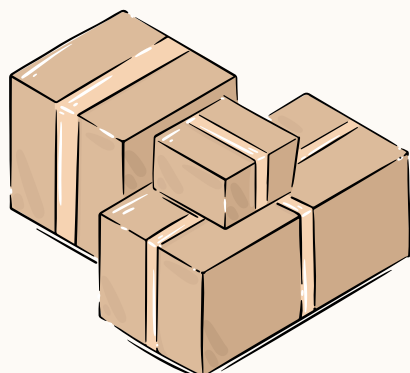
## 6. SET UP 'DO NOT PACK ZONE'

Dedicate a room/area for items movers shouldn't touch - documents, personal documents, etc.





# MOVING TIPS CONTINUED



## 7. KEEP 1 BOX FOR “1<sup>ST</sup> NIGHT NECESSITIES”

Think: Kids PJs, coffee supplies, favorite blanks etc.

## 8. USE ZIPLOCK BAGS FOR HARDWARE

Keeps screws & bolts from furniture together in labeled bages taped to their respective items.




## 9. SNAP INVENTORY PHOTOS

Photo valuables, furniture condition, & your packed boxes, especially for military moves and insurance.

## 10. USE PLASTIC WRAP ON DRAWERS

If you can, leave lightweight items in drawers & plastic wrap them closed to save time un/packing.



## 11. PACK SUITCASES W/ CLOTHES

Roll clothes into suitcases to avoid extra boxes. Bonus: Easy access while on the road.

## 12. USE LAUNDRY BASKETS AS CONTAINERS

Toss in shoes, pet gear, towels or last-minute items that didn't get packed up. Consider storing your plunger in your garbage bin!



## 13. KEEP SNACKS & WATER HANDY

Hangry kids (and husbands) make a hard day harder. Keep healthy snacks nearby. ALWAYS.

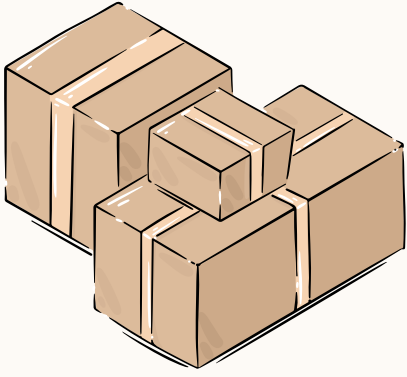
## 14. SCHEDULE CHILDCARE

If you can, get help keeping little ones busy during packing.





# MOVING TIPS CONTINUED



## 15. USE TRASH BAGS FOR HANGING CLOTHES

Slide a trash bag over hanging clothes while still on the hangers, makes unpacking a breeze.

## 16. PACK PLATES VERTICALLY

Like records! Less breakage, use dish towels or bubble wrap between.




## 17. TOTE YOUR IMPORANT DOCUMENTS IN A BINDER OR FIREPROOF BAG

Birth certificates, passports, military orders, pet records – all **SHOULD STAY WITH YOU!**

## 18. PHOTOGRAPH EMPTY ROOMS BEFORE LEAVING

Especially in base housing – this is essential to prove cleanliness or damage-free condition.



## 19. KEEP A SHARPIE IN YOUR POCKET

You'll need it 37 times during a move – trust me!

## 20. GIVE YOURSELF GRACE

Everything won't go perfectly. That's OK! Focus on what matters: Your family, your peace and getting there safely.

